



**REJUBEAU STYLISH SLIM 9  
SPECIALLY DESIGNED FOR  
RESHAPING FACE AND BODY STYLISH.**

- PAIN FREE
- BRUISE FREE
- STEROID FREE
- REDNESS FREE
- CAFFEINE FREE
- SWELLING FREE
- ANESTHESIA FREE



---

PREMIUM LIPOLYSIS & ANTI-CELLULITE & SLIMMING AESTHETIC SOLUTION  
NON-SURGICAL TREATMENT FOR PERFECT RESHAPE



Designed to remove the localized fat deposit in the  
specific part of body effectively

# REJUBEAU STYLISH SLIM 9

## PREMIUM LIPOLYSIS & ANTI-CELLULITE & SLIMMING AESTHETIC SOLUTION

REJUBEAU STYLISH SLIM 9 can reshape your stylish face and body line without pain, swelling, bruise, & redness.



### 3 - STEP MECHANISM

#### Step1. LIPOLYTIC EFFECT:

FUCUS VESICULOSUS EXTRACT and CYNARA SCOLYMUS LEAF EXTRACT stimulate the metabolism and the fatty acids elimination activating their combustion cycle. In natural way, via the bloodstream the fat transported into the liver and metabolized.



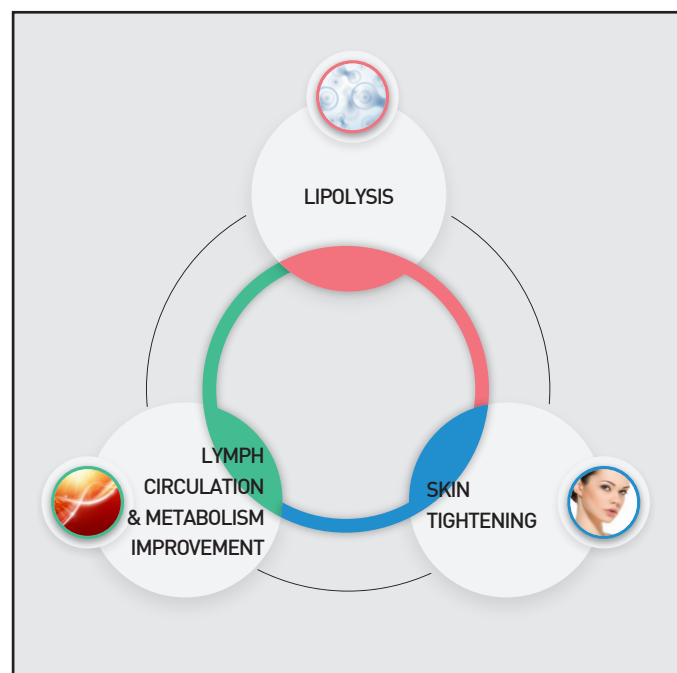
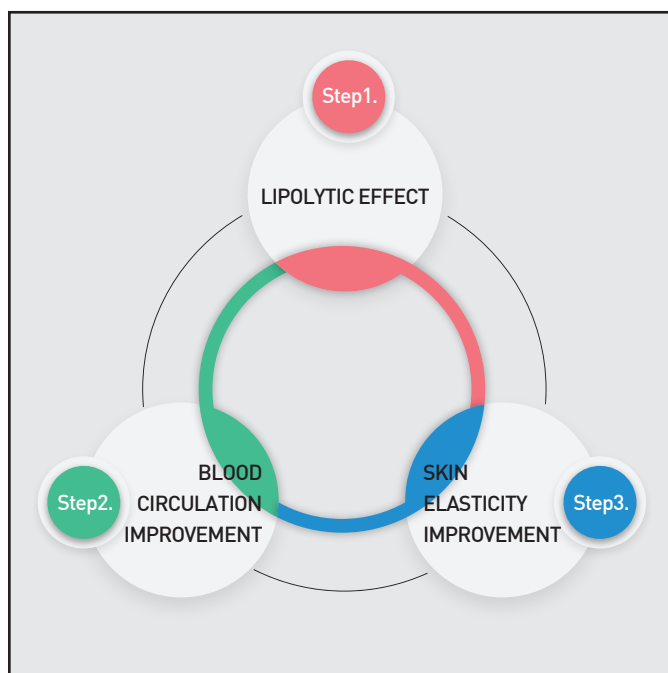
#### Step2. BLOOD CIRCULATION IMPROVEMENT:

AESCULUS HIPPOCASTANUM (HORSE CHESTNUT EXTRACT) enables a visible tightened and smoothed change over the application area.



#### Step3. SKIN ELASTICITY IMPROVEMENT:

FUMARIA OFFICINALIS FLOWER/LEAF/STEM EXTRACT stimulates the production of collagen so that the dermis is strengthened and skin texture is improved.



# IMPROVEMENT OF BLOOD CIRCULATION & METABOLISM

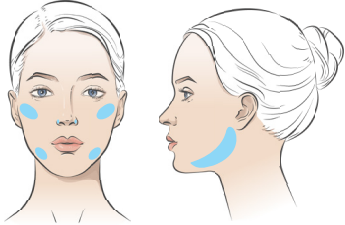
## NATURAL ELIMINATION OF FATTY ACID

### RESTRAIN INVIGORATION OF TRIGLYCERIDE

#### SKIN TIGHTEN / SKIN ELASTICITY

### INJECTION

#### PROTOCOL - FACE

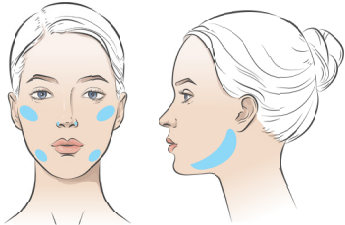
Image	Indication	Dosage / Treatment	Needle	Injecting dosage	Distance / Injecting point	Injecting Depth	Total treatment
	Jaw line	4 - 10ml					1) Intensive phase: 1 treatment a week for 3-4 weeks 2) Maintenance Phase: In case of necessity
	Double chin	4 - 10ml					
	Cheek	4 - 10ml	Above 27G 25-38 mm	0.2 - 0.3cc	0.5 - 1cm	Subcutaneous Fat Layer	
	Nasolabial	2 - 5ml					
	Neckline	4 - 10ml					

**Be careful not to damage the blood vessels and nerves during the procedure!!!**

\* The stated volume in the above chart is for full face procedure.

### AUTO MTS INJECTOR

#### PROTOCOL - FACE


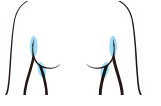







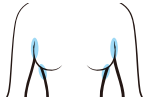
Image	Indication	Dosage / Treatment	Needle Pin	Injecting dosage	Distance / Injecting spot	Injecting Depth	Total treatment
	Jaw line	4 - 10ml					(1) Intensive phase: 1 treatment a week for 3-4 weeks (2) Maintenance Phase: In case of necessity
	Double chin	4 - 10ml					
	Cheek	4 - 10ml	Gauge: 32G or 34G Needle Length: 1-1.50 mm	0.2 - 0.3cc	2mm	1 - 1.5mm	
	Nasolabial	2 - 5ml					
	Neckline	4 - 10ml					

**Be careful not to damage the blood vessels and nerves during the procedure!!!**

\* The stated volume in the above chart is for full face procedure.

## INJECTION

### PROTOCOL - BODY


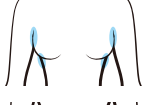







Image	Indication	Dosage / Treatment	Dosage / Injecting point	Needle	Distance / Injecting point	Injecting Depth	Total treatment
	Arm fat	20 - 40cc	0.1cc				
	Side breast fat						
	Upper breast fat	20 - 40cc	0.2cc				
	Side abdominal obesity	60 - 120cc	0.2 - 0.3cc				1) Intensive phase: 1 treatment a week for 3-4 weeks
	Center abdominal obesity	100 - 200cc	0.2 - 0.4cc	Above 25G 50-70 mm	1 - 1.5cm	Subcutaneous Fat Layer	
	Upper hips	40 - 80cc	0.2 - 0.3cc				2) Maintenance Phase: In case of necessity
	Bottom hips						
	Inner thigh						
	Outer thigh	60 - 120cc	0.2cc				
	Calf	100 - 200cc	0.2 - 0.3cc				

**Be careful not to damage the blood vessels and nerves during the procedure!!!**

\* The stated volume in the above chart is for full face procedure.

## AUTO MTS INJECTOR

### PROTOCOL - BODY

Image	Indication	Dosage / Treatment	Dosage / Injecting point	Needle Gauge	Distance / Injecting point	Injecting Depth	Total treatment
	Arm fat	20 - 40cc	0.1cc				
	Side breast fat						
	Upper breast fat	20 - 40cc	0.2cc				
	Side abdominal obesity	60 - 120cc	0.2 - 0.3cc				(1) Intensive phase: 1 treatment a week for 3-4 weeks
	Center abdominal obesity	100 - 200cc	0.2 - 0.4cc	Gauge: 32G or 34G Needle Length: 1-1.50 mm	2mm	1 - 1.5mm	
	Upper hips	40 - 80cc	0.2 - 0.3cc				(2) Maintenance Phase: In case of necessity
	Bottom hips						
	Inner thigh						
	Outer thigh	60 - 120cc	0.2cc				
	Calf	100 - 200cc	0.2 - 0.3cc				

**Be careful not to damage the blood vessels and nerves during the procedure!!!**

\* The stated volume in the above chart is for full face procedure.

# TREATMENT AREA OF REJUBEAU STYLISH SLIM 9

- 01 Jowl areas, double chin**  
deep marionette lines and jowl line.
- 02 Axillary(Armpit) Folds**  
Ugly folds in an axillary zone.
- 03 Arm**  
Sagging skin in the upper arms.
- 04 Abdomen**  
Fat rolls and flabby skin on the abdomen when you sit down.
- 05 Thigh**  
It helps to trim the bulkiness off, creating sculpted calves.
- 06 Calf**  
Big and heavy thighs



High satisfaction within a short time



Selective reduction in body fat



Safe treatment for face & body contouring without pain



Maintain slim face & body without Sagging skin

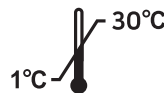


**COMPOSITION :** 10 ml x 5 vial / 0.34 fl oz x 5 vial

**INGREDIENT :** AQUA, SODIUM CHLORIDE, ASCORBIC ACID, AESCULUS HIPPOCASTANUM (HORSE CHESTNUT) EXTRACT), HIERACIUM PILOSELLA EXTRACT, FUMARIA OFFICINALIS FLOWER/LEAF/STEM EXTRACT, THIAMINE HCl, RIBOFLAVIN, PYRIDOXINE, NIACINAMIDE, MAGNESIUM ASCORBYL PHOSPHATE, FUCUS VESICULOSUS EXTRACT, CYNARA SCOLYMUS LEAF EXTRACT, MAGNESIUM GLUCONATE, EQUISETUM ARVENSE



Refer to instruction for use



## REJUBEAU STYLISH SLIM 9

- PAIN FREE
- BRUISE FREE
- STEROID FREE
- REDNESS FREE
- CAFFEINE FREE
- SWELLING FREE
- ANESTHESIA FREE

